

This work was written as part of one of the author's official duties as an Employee of the United States Government and is therefore a work of the United States Government. In accordance with 17 U.S.C. 105, no copyright protection is available for such works under U.S. Law. Access to this work was provided by the University of Maryland, Baltimore County (UMBC) ScholarWorks@UMBC digital repository on the Maryland Shared Open Access (MD-SOAR) platform.

Please provide feedback

Please support the ScholarWorks@UMBC repository by emailing [scholarworks-group@umbc.edu](mailto:scholarworks-group@umbc.edu) and telling us what having access to this work means to you and why it's important to you. Thank you.



# Search for Gamma-Ray Emission from Local Primordial Black Holes with the *Fermi* Large Area Telescope

M. Ackermann<sup>1</sup>, W. B. Atwood<sup>2</sup>, L. Baldini<sup>3</sup> , J. Ballet<sup>4</sup> , G. Barbiellini<sup>5,6</sup>, D. Bastieri<sup>7,8</sup> , R. Bellazzini<sup>9</sup> , B. Berenji<sup>10</sup>, E. Bissaldi<sup>11,12</sup> , R. D. Blandford<sup>13</sup>, E. D. Bloom<sup>13</sup>, R. Bonino<sup>14,15</sup>, E. Bottacini<sup>13</sup>, J. Bregeon<sup>16</sup>, P. Bruel<sup>17</sup>, R. Buehler<sup>1</sup>, R. A. Cameron<sup>13</sup>, R. Caputo<sup>18</sup>, P. A. Caraveo<sup>19</sup>, E. Cavazzuti<sup>20</sup>, E. Charles<sup>13</sup>, A. Chekhtman<sup>21</sup> , C. C. Cheung<sup>22</sup> , G. Chiaro<sup>19</sup>, S. Ciprini<sup>23,24</sup>, J. Cohen-Tanugi<sup>16</sup> , J. Conrad<sup>25,26,60</sup>, D. Costantin<sup>8</sup>, F. D'Ammando<sup>27,28</sup> , F. de Palma<sup>12,29</sup>, S. W. Digel<sup>13</sup>, N. Di Lalla<sup>3</sup>, M. Di Mauro<sup>13</sup>, L. Di Venere<sup>11,12</sup>, C. Favuzzi<sup>11,12</sup>, S. J. Fegan<sup>17</sup>, W. B. Focke<sup>13</sup>, A. Franckowiak<sup>1</sup> , Y. Fukazawa<sup>30</sup> , S. Funk<sup>31</sup> , P. Fusco<sup>11,12</sup> , F. Gargano<sup>12</sup>, D. Gasparrini<sup>23,24</sup> , N. Giglietto<sup>11,12</sup> , F. Giordano<sup>11,12</sup>, M. Giroletti<sup>27</sup> , D. Green<sup>32,33</sup>, I. A. Grenier<sup>4</sup>, L. Guillemot<sup>34,35</sup>, S. Guiriec<sup>33,36</sup> , D. Horan<sup>17</sup>, G. Jóhannesson<sup>37,38</sup>, C. Johnson<sup>2</sup>, S. Kensei<sup>30</sup>, D. Kocevski<sup>33</sup>, M. Kuss<sup>9</sup> , S. Larsson<sup>26,39</sup> , L. Latronico<sup>14</sup>, J. Li<sup>40</sup> , F. Longo<sup>5,6</sup>, F. Loparco<sup>11,12</sup> , M. N. Lovellette<sup>22</sup>, P. Lubrano<sup>24</sup> , J. D. Magill<sup>32</sup> , S. Maldera<sup>14</sup> , D. Malyshev<sup>31</sup>, A. Manfreda<sup>3</sup> , M. N. Mazziotta<sup>12</sup> , J. E. McEnery<sup>33,32</sup>, M. Meyer<sup>13</sup>, P. F. Michelson<sup>13</sup>, W. Mitthumsiri<sup>41</sup>, T. Mizuno<sup>42</sup> , M. E. Monzani<sup>13</sup> , E. Moretti<sup>43</sup>, A. Morselli<sup>44</sup> , I. V. Moskalenko<sup>13</sup> , M. Negro<sup>14,15</sup>, E. Nuss<sup>16</sup>, R. Ojha<sup>33</sup>, N. Omodei<sup>13</sup> , M. Orienti<sup>27</sup>, E. Orlando<sup>13</sup>, J. F. Ormes<sup>45</sup>, M. Palatiello<sup>5,6</sup>, V. S. Paliya<sup>46</sup> , D. Paneque<sup>43</sup>, M. Persic<sup>5,47</sup>, M. Pesce-Rollins<sup>9</sup> , F. Piron<sup>16</sup>, G. Principe<sup>31</sup>, S. Rainò<sup>11,12</sup>, R. Rando<sup>7,8</sup> , M. Razzano<sup>9,61</sup> , S. Razaque<sup>48</sup> , A. Reimer<sup>13,49</sup> , O. Reimer<sup>13,49</sup> , S. Ritz<sup>2</sup>, M. Sánchez-Conde<sup>50,51</sup> , C. Sgrò<sup>9</sup>, E. J. Siskind<sup>52</sup>, F. Spada<sup>9</sup>, G. Spandre<sup>9</sup> , P. Spinelli<sup>11,12</sup>, D. J. Suson<sup>53</sup> , H. Tajima<sup>13,54</sup>, J. G. Thayer<sup>13</sup>, J. B. Thayer<sup>13</sup>, D. F. Torres<sup>40,55</sup> , G. Tosti<sup>24,56</sup> , E. Troja<sup>32,33</sup> , J. Valverde<sup>17</sup> , G. Vianello<sup>13</sup> , K. Wood<sup>57</sup>, M. Wood<sup>13</sup>, and G. Zaharijas<sup>58,59</sup>

<sup>1</sup> Deutsches Elektronen Synchrotron DESY, D-15738 Zeuthen, Germany

<sup>2</sup> Santa Cruz Institute for Particle Physics, Department of Physics and Department of Astronomy and Astrophysics, University of California at Santa Cruz, Santa Cruz, CA 95064, USA; [arcjohns@ucsc.edu](mailto:arcjohns@ucsc.edu), [sritz@ucsc.edu](mailto:sritz@ucsc.edu)

<sup>3</sup> Università di Pisa and Istituto Nazionale di Fisica Nucleare, Sezione di Pisa I-56127 Pisa, Italy

<sup>4</sup> Laboratoire AIM, CEA-IRFU/CNRS/Université Paris Diderot, Service d'Astrophysique, CEA Saclay, F-91191 Gif sur Yvette, France

<sup>5</sup> Istituto Nazionale di Fisica Nucleare, Sezione di Trieste, I-34127 Trieste, Italy

<sup>6</sup> Dipartimento di Fisica, Università di Trieste, I-34127 Trieste, Italy

<sup>7</sup> Istituto Nazionale di Fisica Nucleare, Sezione di Padova, I-35131 Padova, Italy

<sup>8</sup> Dipartimento di Fisica e Astronomia "G. Galilei," Università di Padova, I-35131 Padova, Italy

<sup>9</sup> Istituto Nazionale di Fisica Nucleare, Sezione di Pisa, I-56127 Pisa, Italy

<sup>10</sup> California State University, Los Angeles, Department of Physics and Astronomy, Los Angeles, CA 90032, USA

<sup>11</sup> Dipartimento di Fisica "M. Merlin," dell'Università e del Politecnico di Bari, I-70126 Bari, Italy

<sup>12</sup> Istituto Nazionale di Fisica Nucleare, Sezione di Bari, I-70126 Bari, Italy

<sup>13</sup> W.W. Hansen Experimental Physics Laboratory, Kavli Institute for Particle Astrophysics and Cosmology, Department of Physics and SLAC National Accelerator Laboratory, Stanford University, Stanford, CA 94305, USA

<sup>14</sup> Istituto Nazionale di Fisica Nucleare, Sezione di Torino, I-10125 Torino, Italy

<sup>15</sup> Dipartimento di Fisica, Università degli Studi di Torino, I-10125 Torino, Italy

<sup>16</sup> Laboratoire Univers et Particules de Montpellier, Université Montpellier, CNRS/IN2P3, F-34095 Montpellier, France

<sup>17</sup> Laboratoire Leprince-Ringuet, École polytechnique, CNRS/IN2P3, F-91128 Palaiseau, France

<sup>18</sup> Center for Research and Exploration in Space Science and Technology (CRESST) and NASA Goddard Space Flight Center, Greenbelt, MD 20771, USA

<sup>19</sup> INAF-Istituto di Astrofisica Spaziale e Fisica Cosmica Milano, via E. Bassini 15, I-20133 Milano, Italy

<sup>20</sup> Italian Space Agency, Via del Politecnico snc, I-00133 Roma, Italy

<sup>21</sup> College of Science, George Mason University, Fairfax, VA 22030, resident at Naval Research Laboratory, Washington, DC 20375, USA

<sup>22</sup> Space Science Division, Naval Research Laboratory, Washington, DC 20375-5352, USA

<sup>23</sup> Space Science Data Center—Agenzia Spaziale Italiana, Via del Politecnico, snc, I-00133, Roma, Italy

<sup>24</sup> Istituto Nazionale di Fisica Nucleare, Sezione di Perugia, I-06123 Perugia, Italy

<sup>25</sup> Department of Physics, Stockholm University, AlbaNova, SE-106 91 Stockholm, Sweden

<sup>26</sup> The Oskar Klein Centre for Cosmoparticle Physics, AlbaNova, SE-106 91 Stockholm, Sweden

<sup>27</sup> INAF Istituto di Radioastronomia, I-40129 Bologna, Italy

<sup>28</sup> Dipartimento di Astronomia, Università di Bologna, I-40127 Bologna, Italy

<sup>29</sup> Università Telematica Pegaso, Piazza Trieste e Trento, 48, I-80132 Napoli, Italy

<sup>30</sup> Department of Physical Sciences, Hiroshima University, Higashi-Hiroshima, Hiroshima 739-8526, Japan

<sup>31</sup> Friedrich-Alexander-Universität Erlangen-Nürnberg, Erlangen Centre for Astroparticle Physics, Erwin-Rommel-Straße 1, D-91058 Erlangen, Germany

<sup>32</sup> Department of Physics and Department of Astronomy, University of Maryland, College Park, MD 20742, USA; [s.funk@fau](mailto:s.funk@fau), [dvmalyshev@gmail.com](mailto:dvmalyshev@gmail.com)

<sup>33</sup> NASA Goddard Space Flight Center, Greenbelt, MD 20771, USA

<sup>34</sup> Laboratoire de Physique et Chimie de l'Environnement et de l'Espace—Université d'Orléans/CNRS, F-45071 Orléans Cedex 02, France

<sup>35</sup> Station de radioastronomie de Nançay, Observatoire de Paris, CNRS/INSU, F-18330 Nançay, France

<sup>36</sup> The George Washington University, Department of Physics, 725 21st Street, NW, Washington, DC 20052, USA

<sup>37</sup> Science Institute, University of Iceland, IS-107 Reykjavik, Iceland

<sup>38</sup> Nordita, Roslagstullsbacken 23, SE-106 91 Stockholm, Sweden

<sup>39</sup> Department of Physics, KTH Royal Institute of Technology, AlbaNova, SE-106 91 Stockholm, Sweden

<sup>40</sup> Institute of Space Sciences (CSICIEEC), Campus UAB, Carrer de Magrans s/n, E-08193 Barcelona, Spain

<sup>41</sup> Department of Physics, Faculty of Science, Mahidol University, Bangkok 10400, Thailand

<sup>42</sup> Hiroshima Astrophysical Science Center, Hiroshima University, Higashi-Hiroshima, Hiroshima 739-8526, Japan

<sup>43</sup> Max-Planck-Institut für Physik, D-80805 München, Germany

<sup>44</sup> Istituto Nazionale di Fisica Nucleare, Sezione di Roma "Tor Vergata," I-00133 Roma, Italy

<sup>45</sup> Department of Physics and Astronomy, University of Denver, Denver, CO 80208, USA

<sup>46</sup> Department of Physics and Astronomy, Clemson University, Kinard Lab of Physics, Clemson, SC 29634-0978, USA

<sup>47</sup> Osservatorio Astronomico di Trieste, Istituto Nazionale di Astrofisica, I-34143 Trieste, Italy<sup>48</sup> Department of Physics, University of Johannesburg, P.O. Box 524, Auckland Park 2006, South Africa<sup>49</sup> Institut für Astro- und Teilchenphysik and Institut für Theoretische Physik, Leopold-Franzens-Universität Innsbruck, A-6020 Innsbruck, Austria<sup>50</sup> Instituto de Física Teórica UAM/CSIC, Universidad Autónoma de Madrid, E-28049, Madrid, Spain<sup>51</sup> Departamento de Física Teórica, Universidad Autónoma de Madrid, E-28049 Madrid, Spain<sup>52</sup> NYCB Real-Time Computing Inc., Lattingtown, NY 11560-1025, USA<sup>53</sup> Purdue University Northwest, Hammond, IN 46323, USA<sup>54</sup> Solar-Terrestrial Environment Laboratory, Nagoya University, Nagoya 464-8601, Japan<sup>55</sup> Institució Catalana de Recerca i Estudis Avançats (ICREA), E-08010 Barcelona, Spain<sup>56</sup> Dipartimento di Fisica, Università degli Studi di Perugia, I-06123 Perugia, Italy<sup>57</sup> Praxis Inc., Alexandria, VA 22303, resident at Naval Research Laboratory, Washington, DC 20375, USA<sup>58</sup> Istituto Nazionale di Fisica Nucleare, Sezione di Trieste, and Università di Trieste, I-34127 Trieste, Italy<sup>59</sup> Center for Astrophysics and Cosmology, University of Nova Gorica, Nova Gorica, Slovenia

Received 2017 November 22; revised 2018 January 30; accepted 2018 January 30; published 2018 April 11

## Abstract

Black holes with masses below approximately  $10^{15}$  g are expected to emit gamma-rays with energies above a few tens of MeV, which can be detected by the *Fermi* Large Area Telescope (LAT). Although black holes with these masses cannot be formed as a result of stellar evolution, they may have formed in the early universe and are therefore called primordial black holes (PBHs). Previous searches for PBHs have focused on either short-timescale bursts or the contribution of PBHs to the isotropic gamma-ray emission. We show that, in cases of individual PBHs, the *Fermi*-LAT is most sensitive to PBHs with temperatures above approximately 16 GeV and masses  $6 \times 10^{11}$  g, which it can detect out to a distance of about 0.03 pc. These PBHs have a remaining lifetime of months to years at the start of the *Fermi* mission. They would appear as potentially moving point sources with gamma-ray emission that become spectrally harder and brighter with time until the PBH completely evaporates. In this paper, we develop a new algorithm to detect the proper motion of gamma-ray point sources, and apply it to 318 unassociated point sources at a high galactic latitude in the third *Fermi*-LAT source catalog. None of the unassociated point sources with spectra consistent with PBH evaporation show significant proper motion. Using the nondetection of PBH candidates, we derive a 99% confidence limit on the PBH evaporation rate in the vicinity of Earth,  $\dot{\rho}_{\text{PBH}} < 7.2 \times 10^3 \text{ pc}^{-3} \text{ yr}^{-1}$ . This limit is similar to the limits obtained with ground-based gamma-ray observatories.

*Key words:* astroparticle physics – black hole physics – methods: data analysis

## 1. Introduction

The formation of primordial black holes (PBHs) is a prediction of some models of the early universe (Zel'dovich & Novikov 1966; Hawking 1971). In this paper, we search for evidence of gamma-rays produced by the Hawking radiation of low-mass, high-temperature PBHs in the *Fermi* Large Area Telescope (LAT) data.

In classical general relativity, black holes (BHs) have zero temperature and do not emit particles. The concept of a black hole temperature was formally introduced as a way to resolve the paradox of information loss for matter falling into the black hole (Bekenstein 1973, 1974). Hawking (1974, 1975) argued that black holes should emit particles due to pair creation near the horizon with gray body emission spectra with the temperature of

$$T_{\text{BH}} = \frac{\hbar c^3}{8\pi G M k} \approx 10^{-7} \left( \frac{M}{M_{\odot}} \right)^{-1} \text{ K}, \quad (1)$$

where  $M$  is the black hole mass and  $M_{\odot}$  is the solar mass. Astrophysical black holes, such as those created in a collapse of a massive star, have masses larger than  $M_{\odot}$ . The corresponding temperature is less than  $10^{-7}$  K, which is less than the fluctuations in the cosmic microwave background (CMB) radiation; this makes the signal from these BHs extremely difficult to detect. However, PBHs with masses as small as the

Planck mass ( $\sim 10^{-5}$  g) may have been created in the early universe (Zel'dovich & Novikov 1966; Hawking 1971).

The mass of a PBH created at time  $t$  after the Big Bang is proportional to the mass within the particle horizon at time  $t$  (for a review, see Halzen et al. 1991; Carr 2005; Khlopov 2010),

$$M(t) \approx 10^{15} \left( \frac{t}{10^{-23} \text{ s}} \right) \text{ g}. \quad (2)$$

Limits on the density of PBHs at mass  $M$  constrain the magnitude of density fluctuations (or the equation of state) at time  $t$ . These constraints are complementary to the constraints obtained from observations of the CMB since they are sensitive to fluctuations on spatial scales much smaller than those of the scales observed in the CMB (e.g., Linde et al. 2013).

Since Hawking radiation is emitted in all available particle species, the total emitted power and therefore the lifetime of a PBH depends on the number of available particle states. For the Standard Model of particles, the lifetime of a PBH can be approximated as (Carr et al. 2010)

$$\tau \approx 400 \left( \frac{M}{10^{10} \text{ g}} \right)^3 \text{ s}. \quad (3)$$

The PBHs that were formed in the early universe with a mass around  $M_{*} = 5 \times 10^{14}$  g have a lifetime close to the lifetime of the universe and reach late stages of evaporation at the present time. The PBHs with the remaining lifetime of months to years will be the subject of the search in this paper. The temperature

<sup>60</sup> Wallenberg Academy Fellow.<sup>61</sup> Funded by contract FIRB-2012-RBFR12PM1F from the Italian Ministry of Education, University and Research (MIUR).

corresponding to  $M_*$  is  $T_{\text{BH}} \approx 20 \text{ MeV}$  (MacGibbon 1991; Carr et al. 2010).<sup>62</sup> A limit on the average cosmological density of PBHs can be obtained by integrating the flux from PBHs over the lifetime of the universe. This flux has to be smaller than the observed extragalactic gamma-ray background (Carr & MacGibbon 1998; Carr et al. 2010). This method is most sensitive to PBHs with initial masses of  $M \approx M_*$ . Since PBHs are expected to be concentrated in galaxies similarly to dark matter, stronger constraints for initial masses slightly larger than  $M_*$  can be obtained by searching for diffuse emission from PBHs in the halo of the Milky Way Galaxy (Lehoucq et al. 2009). A comparison of extragalactic and Galactic gamma-ray background constraints with the constraints from the search for individual PBHs will be presented in Section 5.

Constraints on the local PBH evaporation rate have been obtained by looking for bursts of high-energy gamma-ray emission with a duration of a fraction of a second to several seconds. In particular, PBHs with a mass of  $M \sim 10^9 \text{ g}$  have a temperature of  $T_{\text{BH}} \approx (10^{10} \text{ g}/M_{\text{BH}})\text{TeV} \sim 10 \text{ TeV}$  (Carr et al. 2010) and a lifetime of  $\tau \sim 0.4 \text{ s}$ . A search for such PBHs in the context of the Standard Model has been carried out by searching for high-energy gamma-rays ( $\approx 100 \text{ GeV} < E < \approx 50 \text{ TeV}$ ) with Cherenkov telescopes (e.g., Archambault & VERITAS 2017; Glicenstein et al. 2013; Abdo et al. 2015). In the case of the Hagedorn model (Hagedorn 1968), which was proposed before the Standard Model of particle physics was confirmed, the number of states available for the PBH evaporation increases exponentially when the temperature reaches the Hagedorn transition energy around 160 MeV. This leads to a microsecond burst of gamma-rays around a few hundred MeV (Page & Hawking 1976). A search for such bursts was carried out using EGRET data (Fichtel et al. 1994). One can also expect short radio bursts in this model (Blandford 1977; Rees 1977), which can be used to constrain the PBH evaporation rate (e.g., Cutchin et al. 2015).

*Fermi*-LAT is a pair conversion telescope that is sensitive to gamma-rays from  $\approx 20 \text{ MeV}$  to more than 300 GeV. Overviews of the *Fermi*-LAT design and performance can be found in Atwood et al. (2009) and Ackermann et al. (2012). PBHs with masses of  $M \lesssim 10^{15} \text{ g}$  have temperatures of  $T \gtrsim 10 \text{ MeV}$  and emit gamma-rays (Page & Hawking 1976) that can be detected with the *Fermi*-LAT.

In this paper, we search for PBHs in the context of the Standard Model of particles using the *Fermi*-LAT gamma-ray data. In Section 2, we estimate that for the differential point source (PS) sensitivity in the 4 years of observation the *Fermi*-LAT is most sensitive to PBHs with a temperature of  $T_{\text{BH}} \sim 16 \text{ GeV}$  (corresponding to a remaining lifetime of  $\sim 4$  years). The corresponding distance to which such a PBH can be detected is  $\lesssim 0.02 \text{ pc}$ . Assuming a random relative velocity of PBHs around Earth similar to that of particle dark matter velocity dispersion, the displacement of a PBH over 4 years within 0.02 pc is, on average, greater than  $1^\circ$ . For comparison, the PS localization radius for a near-threshold source is approximately  $0.1^\circ$  (Ackermann et al. 2012). Thus a smoking-gun signature of a PBH in *Fermi*-LAT data is a moving source with a hard spectrum of gamma-rays. Moving  $\gamma$ -ray sources in the context of dark matter microhalos have been discussed (Koushiappas 2006), and an algorithm for statistical detection of sub-threshold moving sources using the two-point correlation

function was developed (Geringer-Sameth & Koushiappas 2012). However, a search for individual bright moving sources is a novel feature of our analysis that has not been reported in the literature related to PBH searches.

In Section 3, we search for PBH candidates among the sources of the third *Fermi*-LAT catalog (3FGL; Acero et al. 2015). The majority of sources can be excluded as PBH candidates based on their association with known sources or on their spectra, but several sources cannot be excluded based on these criteria alone. For these sources, we analyze the *Fermi*-LAT data near the position of the PBH candidates and find one candidate whose proper motion is inconsistent with zero. We discuss this source in more detail in Section 3.2. In Section 4, we use Monte Carlo (MC) simulations to derive the efficiency of our PBH selection criteria, which we then use to derive an upper limit on the PBH evaporation rate. We find that PBHs can be detected up to a distance of  $\sim 0.03 \text{ pc}$  at the expense of a reduction of volume in phase space: the PBHs should be moving preferentially along the line of sight to be detected as PSs. The detectability distance of  $\approx 0.03 \text{ pc}$  derived with MC simulations and the full PS analysis pipeline is generally consistent with the simple estimate of 0.02 pc, which we obtain for nonmoving PBHs using the known differential sensitivity of *Fermi*-LAT to PSs. In Section 5, we present the conclusions. In the Appendix, we discuss some uncertainties on the spectrum of gamma-rays emitted by PBHs.

## 2. Sensitivity of *Fermi*-LAT to Individual PBHs

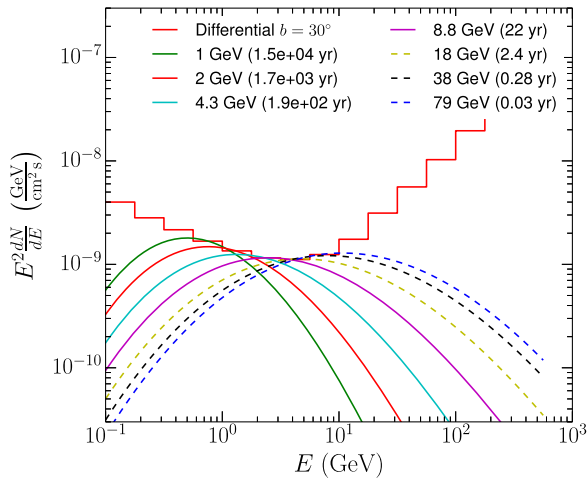
We start our analysis by estimating the sensitivity domain, i.e., the relevant energies and timescales of the *Fermi*-LAT to individual PBHs. One of the main questions is whether the *Fermi*-LAT is more sensitive to a population of PBHs with a low temperature (e.g.,  $\lesssim 10 \text{ GeV}$ ), hence, with a smaller intensity of emission but a large spatial density, or to a population with a high temperature (e.g.,  $\gtrsim 10 \text{ GeV}$ ) but low spatial density.

In this section, we derive the range of masses, temperatures, and distance to Earth where PBHs are detectable by *Fermi*-LAT. In Figure 1, we compare the spectra of PBHs with the differential PS sensitivity for four years of Pass 7 reprocessed data (Ackermann et al. 2012; Bregeon et al. 2013). The same data sample was used in the derivation of the 3FGL catalog (Acero et al. 2015), which we use in the next section to search for PBH candidates. To determine the four-year equivalent flux from a PBH, we integrate the PBH spectrum either over the lifetime of the PBH or over four years, whichever is smaller, and divide by four years. The PBH spectra are derived taking into account both primary and secondary (mostly from hadronic showers of quarks and gluons) production of gamma-rays by the BHs (MacGibbon & Carr 1991). Although all Standard Model particles can be emitted by PBHs in principle, the  $\gamma$ -ray spectrum is dominated by the QCD degrees of freedom (MacGibbon et al. 2015). The normalization for each of the curves is chosen such that the PBH flux is equal to the differential PS sensitivity in one of the energy bins.

Since the intrinsic luminosity of PBHs for a given temperature is fixed, we can use the condition that the flux should be larger than the PS sensitivity to estimate the maximal distance at which the PBHs can be detected as a function of the initial temperature (shown by the solid line in Figure 2 on the right). Typical values near the maximum are  $\lesssim 0.02 \text{ pc}$  for initial temperatures between 10 and 40 GeV. The corresponding remaining lifetime is between 20 years and 4 months. Over the age of the universe,

<sup>62</sup> Here, and in the following, we convert the temperature units to energy units by multiplying with the Boltzmann constant  $k$ .





**Figure 1.** Comparison of spectra of PBHs with different initial temperatures and *Fermi*-LAT PS differential sensitivity at  $b = 30^\circ$ , which is representative for *Fermi*-LAT PS sensitivity away from the Galactic plane. The lines correspond to PBHs with different initial temperatures specified in the labels, with the corresponding lifetimes shown in parentheses. PBHs with lifetimes longer than four years are shown as solid lines, while PBHs with lifetimes shorter than four years are shown as dashed lines. The distance to each PBH is chosen such that the flux from the PBH is equal to the PS sensitivity in one of the energy bins (the corresponding detectability distances are shown as a solid line in Figure 2 on the right).

we expect PBHs to virialize in the same manner as dark matter. If we take into account the orbital velocity of the solar system around the GC  $v_{\text{rot}} \sim 250 \text{ km s}^{-1}$  (Wilkinson & Evans 1999; Xue et al. 2008; Sofue et al. 2009; Gnedin et al. 2010; McMillan & Binney 2010; McMillan 2011) and add a velocity dispersion similar to the expected dark matter velocity dispersion near the Sun  $v_{\text{disp}} \sim 270 \text{ km s}^{-1}$  (e.g., Kuhlen et al. 2010), then the displacement of a PBH during 3 years at  $R = 0.02 \text{ pc}$  from the Earth could be as large as  $\alpha = v_{\text{perp}} t/R \propto 3^\circ$ . Here we estimated the average velocity perpendicular to the line of sight in a random direction on the sky as  $v_{\text{perp}} = \sqrt{2/3(v_{\text{rot}}^2 + v_{\text{disp}}^2)} \sim 300 \text{ km s}^{-1}$ . Because this displacement is  $\sim 15$  times larger than the *Fermi*-LAT PS localization radius for a threshold source, such a black hole will appear as a linear streak of gamma-ray emission instead of as a PS.

Since the large majority of *Fermi*-LAT sources are point-like, linear spatial extension is a powerful criterium for identifying PBHs. One of the difficulties in observing a moving PS is that the flux becomes smeared out into an extended track following the trajectory of the source, but PS catalogs are optimized for sensitivity to PSs as opposed to extended sources. A simple estimate of the *Fermi*-LAT sensitivity to a moving source can be obtained by integrating the flux during the time when the moving source appears as a point-like source, e.g., when the displacement is less than the PS localization radius. The corresponding time is shown in Figure 2 (left).<sup>63</sup> Using the reduced integration time, we also derive the corresponding detectability distance (red dashed-dotted line in Figure 2 on the right). For large temperatures

<sup>63</sup> The time for a PBH with an average velocity to appear as a point-like source is smaller than 4 years, which is the observation time for the 3FGL catalog. Better sensitivity to PBHs can be obtained by searching for PS with duration in the range from approximately a month to a year due to a lower background for a shorter integration time. Such a search of PSs with a sliding time window goes beyond the scope of this work, where we restrict the analysis to PSs detected in the 3FGL catalog.

(small remaining lifetime) the detectability distance for a moving source is the same as that for a stationary one because the expected displacement is smaller than the PS localization radius.

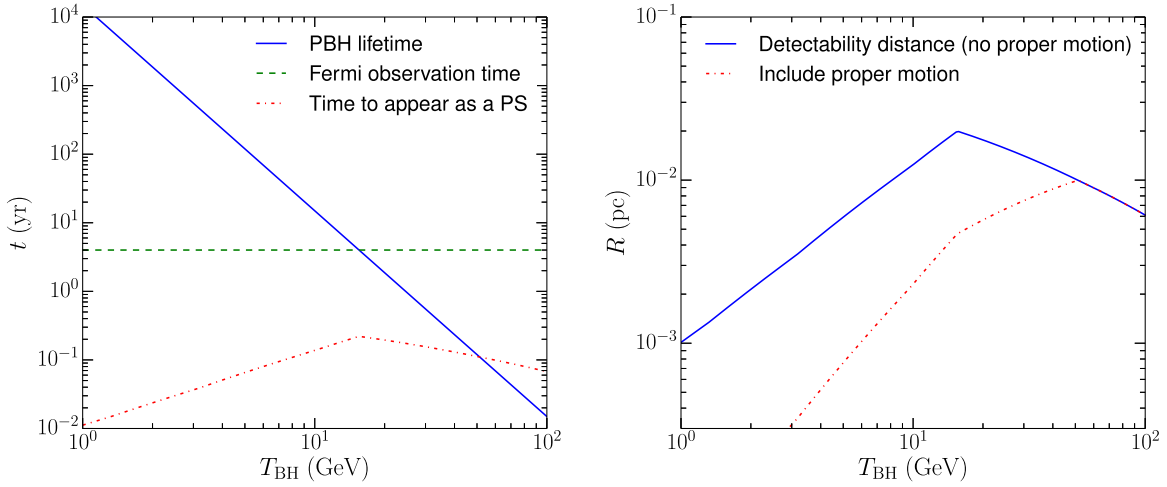
Given the characteristic detection radius for PBHs, including the proper motion  $R \sim 0.01 \text{ pc}$  for 4 years of observations (Figure 2, right panel), we estimate that the *Fermi*-LAT is sensitive to a PBH evaporation rate of  $\dot{\rho} = 1/Vt \propto 6 \times 10^4 \text{ pc}^{-3} \text{ yr}^{-1}$ , where  $V = 4\pi R^3/3$  is the detectability volume and  $t = 4$  years is the observation time. The main result of this section is that the *Fermi*-LAT sensitivity is potentially competitive with the sensitivity to individual PBHs of Cherenkov observatories (Archambault & VERITAS 2017; Glicenstein et al. 2013; Abdo et al. 2015; Ukwatta et al. 2016), e.g.,  $\dot{\rho} = 1.4 \times 10^4 \text{ pc}^{-3} \text{ yr}^{-1}$  derived by the H.E.S.S. collaboration (Glicenstein et al. 2013), but one has to take the proper motion of PBHs into account. In the following sections, we use the 3FGL catalog, which employs the full PS sensitivity of the *Fermi*-LAT rather than the differential sensitivity. We also treat the proper motion more rigorously. As a result, the derived *Fermi*-LAT sensitivity is a factor of a few better than the simple estimate presented in this section.

### 3. A Search for PBH Candidates in the *Fermi*-LAT 3FGL Catalog

The *Fermi*-LAT surveys the entire sky approximately every three hours, and has relatively uniform exposure over long timescales (at 1 GeV over 4 years the exposure varies by approximately 40% over the entire sky). Combined with a large effective area (approximately  $1 \text{ m}^2$  between 1 GeV and 1 TeV), this makes it an ideal instrument for detecting a large number of gamma-ray PSs. The most complete catalog of PSs is currently the third *Fermi* PS catalog (3FGL, Acero et al. 2015). It contains sources that are significantly detected above 100 MeV and spans the first 4 years of the *Fermi* mission. We used the 3FGL catalog to search for PBH candidates and to constrain the local PBH evaporation rate.

To find PBH candidates in the 3FGL catalog, we first excluded from further consideration PSs associated with known astrophysical sources (such as blazars). Of 3033 sources in the 3FGL catalog, 1010 are unassociated sources. We also excluded sources that are within  $10^\circ$  of the Galactic plane, which removed a further 468 sources. Our analysis was restricted to high-latitude sources because (a) detectable PBHs are expected to be distributed isotropically given the detectability distances estimated in Section 2, while astrophysical sources are concentrated along the Galactic plane, and (b) association of extragalactic sources such as blazars is easier at high latitudes (see, e.g., Ackermann et al. 2015).

To test the remaining unassociated 3FGL sources as PBH candidates, we fit their spectra with the time-integrated gamma-ray spectra emitted by a PBH. For this analysis, we used the fluxes of the candidate sources as reported in the 3FGL, which are provided in five energy bands (0.1–0.3, 0.3–1, 1–3, 3–10, and 10–100 GeV). The time-integrated PBH spectrum depends on two parameters: initial mass (or temperature) and the distance to the Earth (equivalent to an overall normalization). We varied these two parameters to obtain the best fit to the PS spectrum in the five energy bands. The quality of the spectral fit to the reported spectrum was determined by calculating the



**Figure 2.** (Left) Solid line: PBH lifetime as a function of initial temperature; dashed line: 4 years; dashed–dotted line: time during which the displacement is less than  $0.2^\circ$ , which is approximately equal to twice the PS localization radius at 10 GeV for Pass 7 reprocessed data assuming relative velocity perpendicular to the line of sight  $\sim 300 \text{ km s}^{-1}$  and distance represented by the solid line on the right plot. (Right) Solid line: detectability distance for a PBH as a function of initial temperature  $T$  from the *Fermi*-LAT PS differential sensitivity (Figure 1); dashed–dotted line: detectability distance taking into account relative motion of PBHs due to orbital motion in the Galaxy and dark-matter-like velocity dispersion (dashed–dotted line on the left plot). PBHs with lifetimes of 4 years have temperatures of about 16 GeV; the break at 16 GeV results from lower-temperature PBHs having longer lifetimes than the observation time, i.e., they evaporate only partially, while PBHs with temperatures higher than 16 GeV have a smaller initial mass, i.e., they produce smaller total fluxes than PBHs with initial temperatures of 16 GeV.

value of the  $\chi^2$  over the five energy bands:

$$\chi^2 = \sum_{i=1}^5 \frac{(\Phi_i - \Psi_i)^2}{\sigma_i^2}, \quad (4)$$

where  $\Phi_i$  is the PBH spectrum integrated over the width of bin  $i$  and  $\Psi_i$  is the flux in bin  $i$  from the 3FGL. Here  $\sigma_i$  represents the uncertainty on the flux in bin  $i$ . In the 3FGL, flux uncertainty is represented by a 68% confidence interval; the value of the uncertainty can then be written as the difference between the best-fit flux and either the upper or lower bound. We set  $\sigma_i$  to be the larger of the two in order to be conservative. We require the value of the best-fit  $\chi^2$  to be below the critical value of 11.3, which corresponds to 99% exclusion for five degrees of freedom and two parameters. In other words, sources with  $\chi^2$  values greater than 11.3 have only a 1% chance of being spectrally consistent with a PBH. After the spectral consistency was computed, 318 sources out of the 542 unassociated candidates remained as PBH candidates.

The candidate sources next underwent a check for proper motion. We use the following algorithm to determine the magnitude and significance of proper motion:

1. All source-class photons above 1 GeV within  $5^\circ$  of the source’s reported 3FGL location were collected. The time range (2008 August–2012 July) and data reconstruction (P7REP\_SOURCE\_V15) were consistent with that of the data used to construct the 3FGL. Since the angular resolution of the *Fermi*-LAT decreases quickly below 1 GeV, including photons below 1 GeV did not have a significant impact on the final results.
2. Data covering a longer time range (2008 August–2017 July) and a more recent event reconstruction (P8R2\_SOURCE\_V6) were held in reserve for validation, and were used to test the PBH hypothesis for any sources that passed the proper motion cut.
3. The expected number of photons  $N$  from the source of interest was calculated by multiplying the flux in each

energy bin by the *Fermi*-LAT exposure at the bin’s midpoint energy, and summing over the three relevant bins (1–3, 3–10, 10–100 GeV).

4. In order to estimate the velocity of a PS, we compare the maxima of the likelihood function  $\mathcal{L}(\mathbf{x}_i, t_i, \mathbf{x}_0, \mathbf{v}_0)$  in two cases: fixed  $\mathbf{v}_0 = 0$  and free  $\mathbf{v}_0$ . We approximate the point-spread function of *Fermi*-LAT by a Gaussian for simplicity. The likelihood function is given by multiplying over  $N$  photons around the initial position of the source:

$$\mathcal{L} = \prod_{i=1}^N w_i \times \exp\left\{-\frac{(\mathbf{x}_i - \mathbf{x}_0 - \mathbf{v}_0 t_i)^2}{\sigma_i^2}\right\}, \quad (5)$$

where  $\mathbf{x}_i$  is the coordinate of the photon,  $\mathbf{v}_0$  is the proper motion of the source,  $t_i$  is the photon arrival time,  $\mathbf{x}_0$  is the source location at the beginning of the observation time, and  $\sigma_i$  is the 68% angular containment radius for a photon at energy  $E_i$ , which is  $\sim 0.7$  at 1 GeV (Bregone et al. 2013). Here  $w_i$  is the weight assigned to each photon, the calculation of which is defined in Section 3.1.

In practice, we use the natural logarithm of the likelihood:

$$\log \mathcal{L} = \sum_{i=1}^N \log w_i - \frac{(\mathbf{x}_i - \mathbf{x}_0 - \mathbf{v}_0 t_i)^2}{\sigma_i^2}. \quad (6)$$

The main difficulty is separating the  $N$  photons attributed to the source from background photons. Our algorithm chooses a four-dimensional grid of points around an initial value of  $\mathbf{x}_0$  and  $\mathbf{v}_0 = 0$ , and for each grid point finds the  $N$  photons inside the  $5^\circ$  ROI that have the highest contribution to  $\log \mathcal{L}$ , i.e., the photons that most likely belong to the source given a particular position and velocity. Therefore, the weights  $w_i$  do not appear as a prefactor in Equations (5) and (6) because the  $N$  best-fit photons change given different assumptions of  $\mathbf{x}_0$  and  $\mathbf{v}_0$ . The best-fit  $\mathbf{x}_0$  and  $\mathbf{v}_0$  are found by maximizing  $\Delta \log \mathcal{L} = \log \mathcal{L} - \log \mathcal{L}(\mathbf{v}_0 = 0)$  on the grid. With the additional degrees of freedom from allowing  $\mathbf{v}_0$  to float,

the value of  $\Delta \log \mathcal{L}$  is always non-negative. We find in MC simulations (described in Section 4) that this algorithm tends to underestimate the input velocity by  $\approx 25\%$ ; the best-fit velocity should therefore be considered a lower bound on the true velocity and sufficient for our purpose of separation of moving and stationary sources. The underestimation occurs because source photons that are far away from the average source position have lower weights and so are less often included in the likelihood calculation. In their stead are background photons, whose distribution in time is random, and therefore cause the algorithm to favor a slower overall velocity.

5. The significance of  $\Delta \log \mathcal{L}$  for each source was found by assigning random times  $t_i$  drawn from a flat distribution to each photon but fixing the positions  $\mathbf{x}_i$  of all the photons, and reoptimizing  $\Delta \log \mathcal{L}$ . This process was repeated 50 times for each source, and the original value of  $\Delta \log \mathcal{L}$  was compared with the distribution of  $\Delta \log \mathcal{L}$  for the data sets scrambled in time to find a local significance  $\sigma$ :

$$\sigma = \frac{\Delta \log \mathcal{L}_0 - \overline{\Delta \log \mathcal{L}_s}}{\text{std}(\Delta \log \mathcal{L}_s)}, \quad (7)$$

where  $\Delta \log \mathcal{L}_0$  is the original value of the improvement in likelihood,  $\overline{\Delta \log \mathcal{L}_s}$  is the mean of the scrambled likelihood improvements, and  $\text{std}(\Delta \log \mathcal{L}_s)$  is the standard deviation of the scrambled likelihood improvements.

6. A cut on the local significance for each source was made at  $3.6\sigma$ , which corresponds to a global significance of  $2\sigma$  for 318 sources.

A single source (3FGL J2310.1–0557, see Section 3.2 for a discussion of this source) exceeded this cut on local significance, and the standard deviation of the local significances of the entire set of candidates was 1.03, which is consistent with statistical fluctuations. After examining the data held in reserve for J2310.1–0557 (described in Section 3.2), we concluded that no likely PBH candidates exist in the 3FGL catalog.

### 3.1. Calculating Photon Weights

The photon weights  $w_i$  in Equations (5) and (6) are defined as the probability that a given photon originated from the candidate PS, and are calculated by performing a standard likelihood optimization with the *Fermi* Science Tool `gtlike`.<sup>64</sup> The model used includes all 3FGL PS within  $5^\circ$  of the candidate source, as well as the standard Pass 7 models for Galactic and isotropic diffuse emission. The candidate source is modeled as an extended source with a radial Gaussian profile with  $\sigma = 0.25$  instead of a PS, in order to account for the possibility of proper motion. The data were binned into three logarithmically spaced energy bands between 1 and 100 GeV and in  $0.1 \times 0.1$  spatial pixels. After the model was optimized by `gtlike`, weights were assigned to each photon (described its coordinates  $x$ ,  $y$ , and energy  $E$ ) by calculating the fraction of the flux belonging to the candidate source in each

pixel:

$$w_{x,y,E} = \frac{\Phi'(x, y, E)}{\sum_i \Phi_i(x, y, E)} \quad (8)$$

where  $\Phi'(x, y, E)$  is the predicted flux from the candidate source in the pixel and  $\Phi_i(x, y, E)$  are the fluxes from all the sources in the model. In addition, the 3FGL PS were masked by assigning a weight of zero to all the photons that fell in a pixel more than  $1^\circ$  from the candidate source position where the summed contribution of the non-candidate PS fluxes exceeded 10% of the total flux in that pixel. This meant that all the photons in the calculation had a high probability of originating either from the candidate source or the diffuse background.

The weighting has little impact on the reconstruction of proper motion because individual photon weights do not change as the likelihood maximization from step 4 optimizes  $\mathbf{x}_0$  and  $\mathbf{v}_0$ . However, weighting the photons in this way prevents the algorithm from interpreting photons from nearby sources as originating from the candidate source. Without weighting, we found that flaring nearby sources could mimic a moving source and therefore lead to false positive results.

### 3.2. J2310.1–0557

The source J2310.1–0557 passed the proper motion cut with a significance of  $4.2\sigma$ , and was therefore investigated further. Approximately 9 years (2008 August–2017 July) of Pass 8 (P8\_SOURCE\_V6) data above 1 GeV in an ROI of  $5^\circ$  around the source location were collected. The increased statistics and improved angular resolution of the Pass 8 data set clearly indicated that J2310.1–0557 lies approximately  $1^\circ$  away from a separate, highly variable source of gamma-rays that is not in the 3FGL catalog. This source flared brightly (approximately 150 photons) on 2011 March 7, near the end of the 3FGL time period but was quiet for the remainder of the period. We found that the position of the source was consistent with the Sun, which flared brightly on the same date (Allafort et al. 2011). Gamma-ray emission from the Sun and Moon are not included in our models of the ROI. The effect of the solar flare near a candidate PBH was to mimic a moving source, which explains why the proper motion algorithm returned a positive result. Because the sources in the MC simulation described in Section 4 are placed at random points on the sky, we expect that similar false positives will occur in the simulations. Therefore, we report the upper limit on the PBH evaporation rate as if one source passed our criteria, even though J2310.1–0557 is not a good PBH candidate. Incidentally, after the publication of the 3FGL source list, J2310.1–0557 was found to be a millisecond pulsar.<sup>65</sup>

## 4. *Fermi*-LAT Limits on PBHs

We used MC simulations to derive the efficiency for detecting PBHs, and used the efficiency to place upper limits on the local PBH evaporation rate. We generated a sample of PBHs within 0.08 pc of the Earth with uniform spatial density and random velocities with an average speed of  $250 \text{ km s}^{-1}$ , which is close to an upper bound on orbital velocity of the Sun around the Galactic center (Wilkinson & Evans 1999; Xue et al. 2008; Sofue et al. 2009; Gnedin et al. 2010; McMillan & Binney 2010;

<sup>64</sup> Science Tools version v10r0p5 is available at <http://fermi.gsfc.nasa.gov/ssc/data/analysis/software>.

<sup>65</sup> See <https://confluence.slac.stanford.edu/display/SCIGRPS/LAT+Pulsations+from+PSR+J2310-0555>.



McMillan 2011), and three-dimensional velocity dispersion equal to the local velocity dispersion of dark matter,  $270 \text{ km s}^{-1}$  (Kuhlen et al. 2010). At the end of this section, we also derive the limits for different assumptions about the PBH distribution, such as the relative velocity and velocity dispersion, to estimate the corresponding systematic uncertainty.

We assume that the PBH population has a constant rate of PBH evaporations,  $\dot{\rho}_{\text{PBH}} = \text{const}$ . We also assume a uniform PBH density distribution in the vicinity of the Earth. A constant rate of evaporation implies that the derivative of the PBH density is related to the PBH temperature as

$$\frac{d\rho_{\text{PBH}}}{dT} \propto T^{-4}. \quad (9)$$

The following steps were performed in the derivation of the PBH evaporation rate limit:

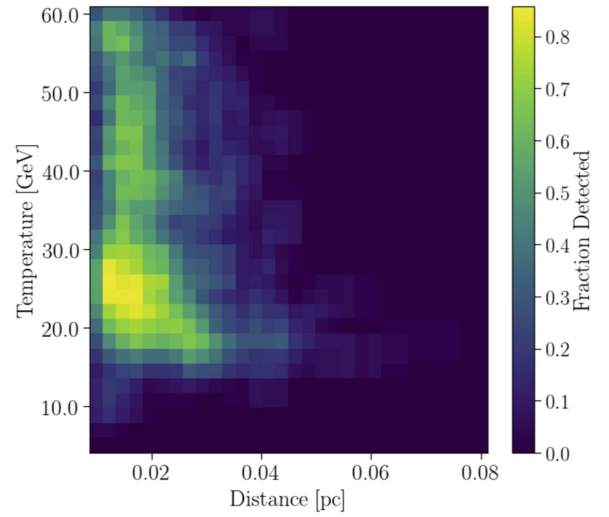
1. A sample of PBHs ( $T_i, \mathbf{x}_i, v_i$ ) was simulated with temperatures  $T_i > 5 \text{ GeV}$  and  $T_i < 60 \text{ GeV}$  distributed according to Equation (9), and distances  $R_i$  within  $R < 0.08 \text{ pc}$  around the Earth. The velocities  $v_i$  of the sample PBHs were distributed with a mean equal to the orbital velocity of the Sun,  $v_{\text{rot}} = 250 \text{ km s}^{-1}$ , and a dispersion  $v_{\text{disp}} = 270 \text{ km s}^{-1}$ .
2. For each PBH, we simulated the detection of the photons emitted over the 4 year 3FGL time period, consistent with the PBH evolution. The energies were distributed according to the instantaneous PBH spectrum of the appropriate temperature, and the positions of the photons were smeared according to the *Fermi*-LAT point-spread function (modeled as a Gaussian distribution). The emission spectra of PBHs  $\Phi(E, t)$  are discussed in the Appendix. We used a time step of  $\Delta t = 1 \text{ day}$  in modeling the evolution of the PBH position and temperature, and the number of photons detected by the *Fermi*-LAT each day was given by a Poisson random value with a mean of

$$\overline{N}(t) = \frac{\Delta t}{4\pi R^2} \int_{E=100 \text{ MeV}}^{E=500 \text{ GeV}} \Phi(E, t) A(E) dE, \quad (10)$$

where  $A$  is defined as the average *Fermi*-LAT exposure per unit time at the position of the simulated PBH and  $R$  is the distance from the Earth. The energy of each photon was found by random sampling of  $\Phi(E, t) \times A(E)$ . *Fermi*-LAT has relatively uniform exposure on time periods longer than 1 day.

3. The list of simulated PBH photons was concatenated to the real photons present within  $5^\circ$  of the final location of the PBH, with the same data selection as the 3FGL. A likelihood fit using the *Fermi* Science Tool `gllike` was performed in a  $7^\circ \times 7^\circ$  ROI centered at the same location, using a model of the sky that included all 3FGL sources within  $5^\circ$  of the ROI center, as well as models of the isotropic diffuse and Galactic diffuse emission.<sup>66</sup> The PBH was modeled as a source with a LogParabola spectrum, with fitting parameters restricted to the ranges  $1.2 < \alpha < 3.0$  and  $0.0 < \beta < 1.0$ . Once the likelihood maximization was complete, the PBH was

<sup>66</sup> The models used were the standard Pass 7 (for consistency with the 3FGL) diffuse emission models available at <https://fermi.gsfc.nasa.gov/ssc/data/access/lat/BackgroundModels.html>.



**Figure 3.** Fraction of simulated PBHs that are detected as point sources with spectra compatible with a PBH evaporation spectrum and with significant proper motion. The detectability peaks for PBHs with initial temperatures above  $16.4 \text{ GeV}$  because the lifetime of a  $16.4 \text{ GeV}$  PBH is 4 years, which is the same as the observation period of the 3FGL. Few PBHs are detected past a distance of  $0.05 \text{ pc}$  or below  $10 \text{ GeV}$ .

- considered detected if its TS value was greater than 25, which is consistent with the 3FGL cutoff.
4. If the PBH source was detected, the results from the likelihood fit were used to find the source flux in the five energy bins reported in the 3FGL catalog. The spectral consistency with a PBH spectrum was then calculated in the same way as described in Section 3.
5. If the source was found to be spectrally consistent with a PBH, the significance of any proper motion was evaluated by the algorithm described in Section 3. The combined efficiency of steps 3–5 is displayed in Figure 3. We smoothed the results by convolving the detectability map with a  $3 \times 3$  matrix of those that had a minor ( $\approx 8\%$ ) impact on the resulting limit. The impact of fluctuations was quantified by observing the change in the limit as the number of simulations increased; we found that an increase of the number of simulations by 100% had less than a 20% change in the resulting limit.
6. To derive an upper limit on the number of PBH evaporations in our search region, we begin with the number of expected detections:

$$N = \rho \epsilon V, \quad (11)$$

where  $\rho$  is the true density of PBHs and  $V$  is the volume searched.  $\epsilon$  is the average PBH detection efficiency in time  $t = 4 \text{ year}$  and within the search volume  $V$  (a sphere with radius  $0.08 \text{ pc}$ , with the wedge corresponding to  $|b| < 10^\circ$  removed); it is calculated by taking the mean over the pixels in Figure 3 with the weight  $R^2 T^{-4}$ :

$$\epsilon = \frac{\iint \epsilon(R, T) \frac{R^2}{T^4} dR dT}{\iint \frac{R^2}{T^4} dR dT}, \quad (12)$$

where the integrals run over the space of parameters described in step 1. Equation (11) can be inverted to find the PBH density  $\rho$  as a function of the number of detections  $N$ , or the upper limit on  $\rho$  given an upper limit on  $N$ . Given that one PBH candidate passed the selection criteria



**Table 1**  
Parameters Used in the Estimation of Systematic Uncertainty

Model	Spectrum Normalization	Orbital Velocity (km s <sup>-1</sup> )	DM Halo Velocity (km s <sup>-1</sup> )	Limit
Aggressive	0.45 0.35	100	150	4.8 × 10 <sup>3</sup> pc <sup>-3</sup> yr <sup>-1</sup>
Conservative	0.25 0.35	300	350	15.3 × 10 <sup>3</sup> pc <sup>-3</sup> yr <sup>-1</sup>

**Note.** To be more conservative in the estimates of the systematic uncertainties, we have tested the ranges of orbital velocities and the DM dispersion velocities that are larger than most of the values reported in the literature (Wilkinson & Evans 1999; Xue et al. 2008; Sofue et al. 2009; Gnedin et al. 2010; Kuhlen et al. 2010; McMillan & Binney 2010; McMillan 2011).

described in Section 3, we set an upper limit  $N < 6.64$ , which is the 99% confidence upper limit on the mean of a Poisson distribution with 1 observed event.

- We convert the upper limit on  $\rho$  to an upper limit on  $\dot{\rho}$  by finding the fraction  $f$  of PBHs that would have evaporated during the search time  $t$ . Given a time of observation of 4 years, we find that all PBHs with initial temperature above 16.4 GeV would evaporate. Therefore,

$$f = \frac{\int_{16.4 \text{ GeV}}^{60 \text{ GeV}} T^{-4} dT}{\int_{5 \text{ GeV}}^{60 \text{ GeV}} T^{-4} dT}. \quad (13)$$

We calculate the 99% upper limit on  $\dot{\rho}_{\text{PBH}}$  to be:

$$\dot{\rho}_{\text{PBH}} < f \frac{6.64}{\epsilon V t} = 7.2 \times 10^3 \text{ pc}^{-3} \text{ year}^{-1}. \quad (14)$$

- We estimated the systematic uncertainties arising from the uncertainties in the PBH spectrum by varying the overall normalization of the PBH spectrum (see the Appendix) and varying the velocity distributions of the Milky Way disk and DM halo. We consider two scenarios (“aggressive” and “conservative”) that give the best and worst sensitivity, respectively. Steps 1–7 are then repeated to find the resulting limit. The parameters of the aggressive and conservative models, as well as the resulting limits, are listed in Table 1.

The limit including the systematic uncertainties is

$$\dot{\rho}_{\text{PBH}} < (7.2_{-2.4}^{+8.1}) \times 10^3 \text{ pc}^{-3} \text{ yr}^{-1}. \quad (15)$$

## 5. Discussion and Conclusions

The potential existence of PBHs that emit detectable Hawking radiation is one of the most intriguing features of some theories of cosmological evolution. In addition to providing evidence for these theories, the possibility for direct observation of Hawking radiation (which would be a major discovery in its own right) was our main motivation for the search of PBHs with the *Fermi*-LAT.

In this paper, we searched for individual PBHs among 3FGL catalog sources. We performed calculations showing that the characteristic distance to a detectable PBH is of the order of  $\sim 0.03$  pc, in which case the proper motion of the PBH must be taken into account. We developed a new algorithm that can detect the proper motion of a PS in the presence of a known background. We found several 3FGL sources that have spectra consistent with PBHs, but none of these sources exhibit proper motion, which would be the smoking-gun signature of a PBH in the *Fermi*-LAT sensitivity domain. As a result, we derived upper limits on the local PBH evaporation rate.

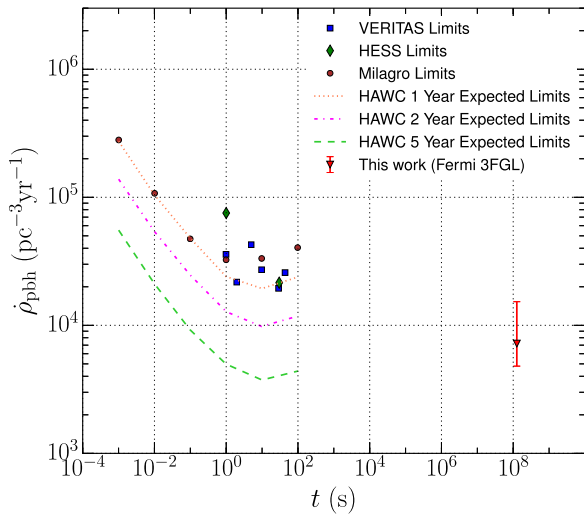
To derive the efficiency of a PBH passing our selection criteria, we developed an MC that simulates PBHs with realistic velocity distribution and initial temperature distribution expected for the steady-state evaporation rate of the PBHs. The efficiency was then used to find the upper limits on the local PBH evaporation rate. The inferred systematic uncertainties are related to the uncertainties in the PBH gamma-ray spectrum as well as the uncertainties in the Galactic rotational velocity and the DM velocity dispersion. We calculated upper limits in scenarios for which these parameters covered a wide range of reasonable values.

In Figure 4, we compare the *Fermi*-LAT upper limit on the rate of PBH evaporations with the limits from Cherenkov telescopes and observe that they are similar. Although ground-based gamma-ray observatories are sensitive to timescales of a minute or less, and *Fermi*-LAT is sensitive to timescales of months to years, both the Cherenkov telescopes and the *Fermi*-LAT are probing the same quasi-stationary population of PBHs.

The local evaporation rate can be related to the local mass density (relative to the critical density  $\rho_c$ ) as (Halzen et al. 1991)

$$\Omega_{\text{pbh}}^{\text{loc}} = \frac{M_*}{(\alpha - 2)} \frac{\tau_0}{\rho_c} \dot{\rho}_{\text{pbh}}, \quad (16)$$

where  $\alpha$  is the index of the initial distribution of PBH masses,  $dn/dM \sim M^{-\alpha}$ , and  $M_*$  is the mass of a PBH with a lifetime equal to the age of the universe. In the following, we will assume  $\alpha = 2.5$ , which corresponds to PBHs formed in the radiation-dominated era (Halzen et al. 1991). The local density of PBHs corresponding to the evaporation rate in Equation (15) is  $\Omega_{\text{pbh}}^{\text{loc}} \leq (3.6_{-1.2}^{+4.1}) \times 10^2$ . In general, the distribution of the PBH masses does not need to follow a power-law function. If there is a short period of low-pressure dust-like equation of state or a phase transition (see, e.g., the discussion in Carr et al. 2010 and references therein), then the PBH masses will be distributed around the mass in Equation (1), where  $t$  is the time of the PBH formation. In order for the PBHs to be evaporating now, we need  $M \sim 10^{15}$  g, which corresponds to the formation time  $t \sim 10^{-23}$  s after the Big Bang (Carr et al. 2010). Thus, in general, limits on local PBH evaporation can constrain models where PBHs are formed with lifetimes close to that of the universe, i.e., the PBHs that are close to evaporation now. This requires certain “fine-tuning” of the time when the PBHs are formed. If, for example, the PBHs are formed close to the QCD phase transition with  $t_Q \sim 10^{-4}$  s and  $T_Q \sim 100$  MeV, then the PBH masses are  $M \gtrsim 5M_\odot \approx 10^{34}$  g (Dolgov & Blinnikov 2014). These PBHs have a temperature much smaller than



**Figure 4.** Comparison of the *Fermi*-LAT 99% confidence upper limit with the limits from VERITAS (i.e., Archambault & VERITAS 2017), H.E.S.S. (Glicenstein et al. 2013), Milagro (Abdo et al. 2015), and the expected limits from HAWC (Abdo et al. 2015). The error bars around the *Fermi*-LAT limit correspond to the systematic uncertainty described in the text.

$10^{-7}$  K and lifetime much longer than the lifetime of the universe, i.e., they cannot be detected by *Fermi*-LAT.

The local density of PBHs is expected to be enhanced compared to the average density in the universe in a similar way that the density of DM in the Galaxy is larger than the average density of DM in the universe. The enhancement factor for DM near the Sun (Bovy & Tremaine 2012) compared to the average DM density (Hinshaw et al. 2013) is  $k \sim 2.2 \times 10^5$ . With this enhancement, the limit on the average PBH density is  $\Omega_{\text{pbh}} \leq (1.5^{+1.7}_{-0.5}) \times 10^{-3}$ . This limit is several orders of magnitude less constraining than the limits obtained from extragalactic and Galactic gamma-ray backgrounds  $\Omega_{\text{pbh}} \leq 10^{-8} - 5 \times 10^{-10}$  (Carr & MacGibbon 1998; Lehoucq et al. 2009; Carr et al. 2010). The latter limits are calculated either by integrating the PBH evaporations inside the visible universe or inside the halo of our Galaxy, i.e., they are derived on kiloparsec to gigaparsec scales, while the limit in this paper is derived for distances less than a fraction of a parsec.

The limit on the average current density of PBHs can be translated to a limit on the density of PBHs at the time of formation,  $\beta \sim 10^{-18} \Omega_{\text{pbh}} \sqrt{M/10^{15}\text{g}}$  (Carr 2005; Carr et al. 2010). This limit, in turn, can be used to constrain the spectrum of density fluctuations in the early universe (Josan & Green 2010; Linde et al. 2013; Torres-Lomas & Ureña-López 2013). In some cases, nonobservation of PBHs provides the only way to limit theories of inflation, especially the theories that predict large fluctuations of density at small distances (e.g., Linde et al. 2013).

The *Fermi*-LAT Collaboration acknowledges generous ongoing support from a number of agencies and institutes that have supported both the development and the operation of the LAT as well as scientific data analysis. These include the National Aeronautics and Space Administration and the Department of Energy in the United States, the Commissariat à l’Energie Atomique and the Centre National de la Recherche Scientifique/Institut National de Physique Nucléaire et de Physique des Particules in France, the Agenzia Spaziale

Italiana and the Istituto Nazionale di Fisica Nucleare in Italy, the Ministry of Education, Culture, Sports, Science and Technology (MEXT), High Energy Accelerator Research Organization (KEK) and Japan Aerospace Exploration Agency (JAXA) in Japan, and the K. A. Wallenberg Foundation, the Swedish Research Council, and the Swedish National Space Board in Sweden.

Additional support for science analysis during the operations phase is gratefully acknowledged from the Istituto Nazionale di Astrofisica in Italy and the Centre National d’Études Spatiales in France. This work performed in part under DOE Contract DE-AC02-76SF00515.

The authors would like to thank Jane MacGibbon for numerous helpful discussions.

*Facility:* *Fermi*.

*Software:* Astropy (<http://www.astropy.org>, Robitaille et al. 2013), matplotlib (Hunter 2007).

## Appendix Spectrum of Gamma-Rays from PBHs

One of the most important factors in the systematic uncertainty of the limit on PBH evaporation is the spectrum of emitted gamma-rays. The spectrum of fundamental particles emitted by the black hole was computed by Hawking (1975). Quarks and gluons emitted by PBHs hadronize into mesons and baryons, which subsequently decay into stable particles. The spectra of the stable particles emitted by PBHs at high temperatures were computed by MacGibbon & Webber (1990).

To obtain the spectra of gamma-ray emission from PBHs, we use the values given in MacGibbon & Webber (1990) for  $T_{\text{PBH}} = 0.3, 1, 10, 50, 100$  GeV and interpolate for different values of PBH temperatures. To cross-check numerical calculations, we use two different interpolation methods:

1. We use an analytic approximation by fitting the PBH emission rate  $\dot{N}_\gamma(E, T)$  with a cubic log polynomial

$$\log \dot{N} = c_0(T) + c_1(T) \log x + c_2(T) (\log x)^2 + c_3(T) (\log x)^3,$$

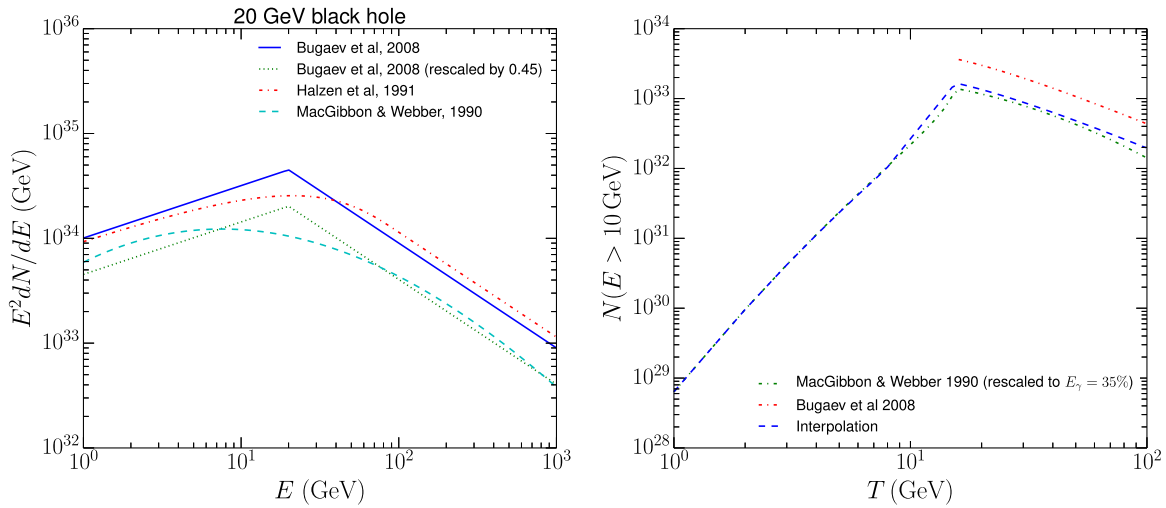
where  $x = E/T$  and interpolate the fit coefficients  $c_i(T)$  (we use this approximation in Section 2).

2. We create a table for a set of  $E$  and  $T$  values and use a two-dimensional interpolation directly from the results in MacGibbon & Webber (1990; this approximation is used in Sections 3 and 4).

We compare the first interpolation with other parametrizations available in the literature (Halzen et al. 1991; Ukwatta et al. 2013) in Figure 5 left. There seems to be a rather significant discrepancy in the total energy emitted in gamma-rays. For instance, MacGibbon & Webber (1990) found that 24%–25% of the energy is emitted in gamma-rays for a large range of initial temperatures, while analytical integration of the parametrization (Bugaev et al. 2008; Petkov et al. 2008)

$$\frac{dN_\gamma}{dE_\gamma} = 9 \times 10^{35} \begin{cases} \left(\frac{1 \text{ GeV}}{T_r}\right)^{3/2} \left(\frac{1 \text{ GeV}}{E_\gamma}\right)^{3/2} \text{ GeV}^{-1} & E_\gamma < T_r; \\ \left(\frac{1 \text{ GeV}}{E_\gamma}\right)^3 \text{ GeV}^{-1} & E_\gamma \geq T_r \end{cases} \quad (17)$$

gives about 47% of the energy in gamma-rays. A more recent parametrization of the gamma-ray spectra at temperatures



**Figure 5.** Left: spectrum of a PBH with initial temperature  $T = 20$  GeV integrated over its lifetime of 2.1 years. Right: total number of photons emitted above 10 GeV during 4 years as a function of initial PBH temperature. See the text for a description of the “Interpolation” curve.

$\gtrsim 1$  TeV (Figure 11 of Ukwatta et al. 2016) gives about 35% of the energy in gamma-rays.

For our baseline model, we take the spectrum of MacGibbon & Webber (1990) rescaled to give 35% of energy in gamma-rays to match the more recent calculation in Ukwatta et al. (2016). For the calculations, we use the interpolation presented in Figure 5 (right). At low temperatures, the “Interpolation” curve is calculated by taking the instantaneous PBH spectrum from MacGibbon & Webber (1990) rescaled to 35% energy going to gamma-rays times 4 years. At temperatures above the temperature of a PBH with the 4 year lifetime, the “Interpolation” curve is the Bugaev et al. (2008) parametrization rescaled by 0.45. There is a good agreement between the integrated spectra of MacGibbon & Webber (1990; rescaled to 35% efficiency) and the “Interpolation” curve.

### ORCID iDs

L. Baldini <https://orcid.org/0000-0002-9785-7726>  
 J. Ballet <https://orcid.org/0000-0002-8784-2977>  
 D. Bastieri <https://orcid.org/0000-0002-6954-8862>  
 R. Bellazzini <https://orcid.org/0000-0002-2469-7063>  
 E. Bissaldi <https://orcid.org/0000-0001-9935-8106>  
 A. Chekhtman <https://orcid.org/0000-0002-6643-9556>  
 C. C. Cheung <https://orcid.org/0000-0002-4377-0174>  
 J. Cohen-Tanugi <https://orcid.org/0000-0001-9022-4232>  
 F. D’Ammando <https://orcid.org/0000-0001-7618-7527>  
 A. Franckowiak <https://orcid.org/0000-0002-5605-2219>  
 Y. Fukazawa <https://orcid.org/0000-0002-0921-8837>  
 S. Funk <https://orcid.org/0000-0002-2012-0080>  
 P. Fusco <https://orcid.org/0000-0002-9383-2425>  
 D. Gasparini <https://orcid.org/0000-0002-5064-9495>  
 N. Giglietto <https://orcid.org/0000-0002-9021-2888>  
 M. Giroletti <https://orcid.org/0000-0002-8657-8852>  
 S. Guiriec <https://orcid.org/0000-0001-5780-8770>  
 M. Kuss <https://orcid.org/0000-0003-1212-9998>  
 S. Larsson <https://orcid.org/0000-0003-0716-107X>  
 J. Li <https://orcid.org/0000-0003-1720-9727>  
 F. Loparco <https://orcid.org/0000-0002-1173-5673>  
 P. Lubrano <https://orcid.org/0000-0003-0221-4806>  
 J. D. Magill <https://orcid.org/0000-0001-9231-2965>  
 S. Maldera <https://orcid.org/0000-0002-0698-4421>

A. Manfreda <https://orcid.org/0000-0002-0998-4953>  
 M. N. Mazziotta <https://orcid.org/0000-0001-9325-4672>  
 T. Mizuno <https://orcid.org/0000-0001-7263-0296>  
 M. E. Monzani <https://orcid.org/0000-0002-8254-5308>  
 A. Morselli <https://orcid.org/0000-0002-7704-9553>  
 I. V. Moskalenko <https://orcid.org/0000-0001-6141-458X>  
 N. Omodei <https://orcid.org/0000-0002-5448-7577>  
 V. S. Paliya <https://orcid.org/0000-0001-7774-5308>  
 M. Pesce-Rollins <https://orcid.org/0000-0003-1790-8018>  
 R. Rando <https://orcid.org/0000-0001-6992-818X>  
 M. Razzano <https://orcid.org/0000-0003-4825-1629>  
 S. Razzaque <https://orcid.org/0000-0002-0130-2460>  
 O. Reimer <https://orcid.org/0000-0001-6953-1385>  
 M. Sánchez-Conde <https://orcid.org/0000-0002-3849-9164>  
 G. Spandre <https://orcid.org/0000-0003-0802-3453>  
 D. J. Suson <https://orcid.org/0000-0003-2911-2025>  
 D. F. Torres <https://orcid.org/0000-0002-1522-9065>  
 G. Tosti <https://orcid.org/0000-0002-0839-4126>  
 E. Troja <https://orcid.org/0000-0002-1869-7817>  
 J. Valverde <https://orcid.org/0000-0002-2345-8888>  
 G. Vianello <https://orcid.org/0000-0002-2553-0839>

### References

Abdo, A. A., Abeysekara, A. U., Alfaro, R., et al. 2015, *Aph*, 64, 4  
 Acero, F., Ackermann, M., Ajello, M., et al. 2015, *ApJS*, 218, 23  
 Ackermann, M., Ajello, M., Albert, A., et al. 2012, *ApJS*, 203, 4  
 Ackermann, M., Ajello, M., Atwood, W. B., et al. 2015, *ApJ*, 810, 14  
 Allafort, A., Tanaka, Y. T., Omodei, N., & Giglietto, N. 2011, *ATel*, 3214  
 Archambault, S., & VERITAS COLLABORATION 2017, arXiv:1709.00307  
 Atwood, W. B., Abdo, A. A., Ackermann, M., et al. 2009, *ApJ*, 697, 1071  
 Bekenstein, J. D. 1973, *PhRvD*, 7, 2333  
 Bekenstein, J. D. 1974, *PhRvD*, 9, 3292  
 Blandford, R. D. 1977, *MNRAS*, 181, 489  
 Bovy, J., & Tremaine, S. 2012, *ApJ*, 756, 89  
 Bregeon, J., Charles, E. & M. Wood for the Fermi-LAT collaboration 2013, arXiv:1304.5456  
 Bugaev, E., Klimai, P., & Petkov, V. 2008, Proc. ICRC (Lodz), 3, 1123  
 Carr, B. J. 2005, arXiv:astro-ph/0511743  
 Carr, B. J., Kohri, K., Sendouda, Y., & Yokoyama, J. 2010, *PhRvD*, 81, 104019  
 Carr, B. J., & MacGibbon, J. H. 1998, *PhR*, 307, 141  
 Cutchin, S. E., Simonetti, J. H., Ellingson, S. W., Larracuente, A. S., & Kavic, M. J. 2015, *PASP*, 127, 1269  
 Dolgov, A. D., & Blinnikov, S. I. 2014, *PhRvD*, 89, 021301  
 Fichtel, C. E., Bertsch, D. L., Dingus, B. L., et al. 1994, *ApJ*, 434, 557

- Geringer-Sameth, A., & Koushiappas, S. M. 2012, *MNRAS*, **425**, 862
- Glicenstein, J., Barnacka, A., Vivier, M., Herr, T. & for the H.E.S.S. Collaboration 2013, arXiv:1307.4898
- Gnedin, O. Y., Brown, W. R., Geller, M. J., & Kenyon, S. J. 2010, *ApJL*, **720**, L108
- Hagedorn, R. 1968, *NCimA*, **56**, 1027
- Halzen, F., Zas, E., MacGibbon, J. H., & Weekes, T. C. 1991, *Natur*, **353**, 807
- Hawking, S. 1971, *MNRAS*, **152**, 75
- Hawking, S. W. 1974, *Natur*, **248**, 30
- Hawking, S. W. 1975, *CMAPh*, **43**, 199
- Hinshaw, G., Larson, D., Komatsu, E., et al. 2013, *ApJS*, **208**, 19
- Hunter, J. D. 2007, *CSE*, **9**, 90
- Josan, A. S., & Green, A. M. 2010, *PhRvD*, **82**, 047303
- Khlopov, M. Y. 2010, *RAA*, **10**, 495
- Koushiappas, S. M. 2006, *PhRvL*, **97**, 191301
- Kuhlen, M., Weiner, N., Diemand, J., et al. 2010, *JCAP*, **2**, 030
- Lehoucq, R., Cassé, M., Casandjian, J.-M., & Grenier, I. 2009, *A&A*, **502**, 37
- Linde, A., Mooij, S., & Pajer, E. 2013, *PhRvD*, **87**, 103506
- MacGibbon, J. H. 1991, *PhRvD*, **44**, 376
- MacGibbon, J. H., & Carr, B. J. 1991, *ApJ*, **371**, 447
- MacGibbon, J. H., Ukwatta, T. N., Linnemann, J. T., et al. 2015, arXiv:1503.01166
- MacGibbon, J. H., & Webber, B. R. 1990, *PhRvD*, **41**, 3052
- McMillan, P. J. 2011, *MNRAS*, **414**, 2446
- McMillan, P. J., & Binney, J. J. 2010, *MNRAS*, **402**, 934
- Page, D. N., & Hawking, S. W. 1976, *ApJ*, **206**, 1
- Petkov, V. B., Bugaev, E. V., Klimai, P. A., et al. 2008, *AstL*, **34**, 509
- Rees, M. J. 1977, *Natur*, **266**, 333
- Robitaille, T. P., Tollerud, E. J., Greenfield, P., et al. 2013, *A&A*, **558**, A33
- Sofue, Y., Honma, M., & Omodaka, T. 2009, *PASJ*, **61**, 227
- Torres-Lomas, E., & Ureña-López, L. A. 2013, in AIP Conf. Ser. 1548, IX Mexican School on Gravitation and Mathematical Physics: Cosmology for the XXist Century (Melville, NY: AIP), 238
- Ukwatta, T. N., Stump, D. R., Linnemann, J. T., et al. 2016, *Aph*, **80**, 90
- Ukwatta, T. U., Stump, D., Linnemann, J. T., et al. 2013, arXiv:1308.4912
- Wilkinson, M. I., & Evans, N. W. 1999, *MNRAS*, **310**, 645
- Xue, X. X., Rix, H. W., Zhao, G., et al. 2008, *ApJ*, **684**, 1143
- Zel'dovich, Y. B., & Novikov, I. D. 1966, *AZh*, **43**, 758