

This item is likely protected under Title 17 of the U.S. Copyright Law. Unless on a Creative Commons license, for uses protected by Copyright Law, contact the copyright holder or the author.

Access to this work was provided by the University of Maryland, Baltimore County (UMBC) ScholarWorks@UMBC digital repository on the Maryland Shared Open Access (MD-SOAR) platform.

**Please provide feedback**

Please support the ScholarWorks@UMBC repository by emailing [scholarworks-group@umbc.edu](mailto:scholarworks-group@umbc.edu) and telling us what having access to this work means to you and why it's important to you. Thank you.



# The Hilltop Institute

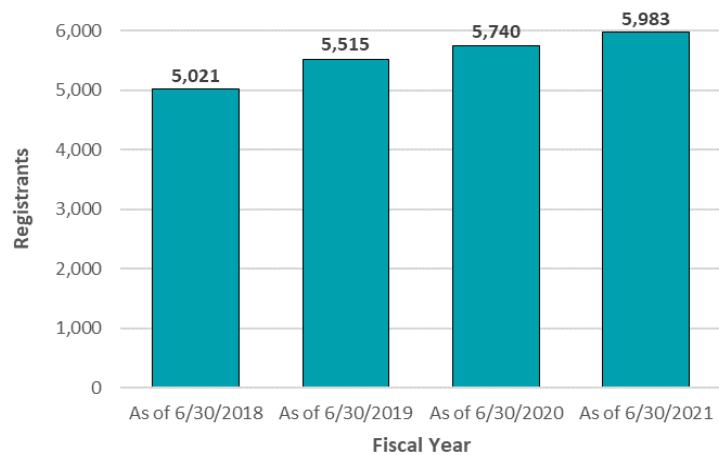
## Autism Waiver Registry Data

FY 2018 to FY 2021

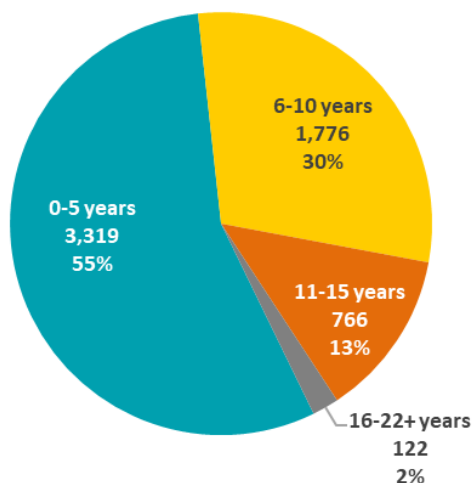
Autism Waiver services enable individuals who have autism spectrum disorder and who meet an institutional level of care to be supported in their own homes or community-based settings. Due to the high demand for Autism Waiver services and a defined capacity, individuals wishing to receive waiver services must have their name placed on the Autism Waiver Registry. As waiver capacity permits, invitations to apply are sent to interested families as their names approach the top of the list. Once individuals turn 21, the Maryland Department of Health provides notification that they will be removed from the registry.

### Number of Individuals on the Autism Waiver Registry

The number of registrants increased each year of the study period—on average by 6%. In FY 2018, there were 5,021 registrants; by FY 2021, there were 5,983—an increase of 19%.



### Age of Autism Waiver Registrants at Time of Registration, FY 2021



The majority (55%) of registrants were 0 to 5 years old when they were placed on the registry.

This was followed by registrants aged 6 to 10 years (30%), 11 to 15 years (13%), and 16 to 22+ years (2%).

## Number of Autism Waiver Registrants, by County and Length of Time on the Registry, as of June 30, 2021

County	# on Registry	Percentage
Allegany	34	0.6%
Anne Arundel	468	7.8%
Baltimore City	505	8.4%
Baltimore County	879	14.7%
Calvert	56	0.9%
Caroline	12	0.2%
Carroll	130	2.2%
Cecil	80	1.3%
Charles	128	2.1%
Dorchester	15	0.3%
Frederick	320	5.3%
Harford	245	4.1%
Howard	429	7.2%
Montgomery	1,439	24.1%
Prince George's	913	15.3%
Queen Anne's	21	0.4%
Somerset	11	0.2%
St. Mary's	51	0.9%
Talbot	22	0.4%
Washington	115	1.9%
Wicomico	39	0.7%
Worcester	34	0.6%
Other*	37	0.6%
<b>Total</b>	<b>5,983</b>	<b>100.0%</b>

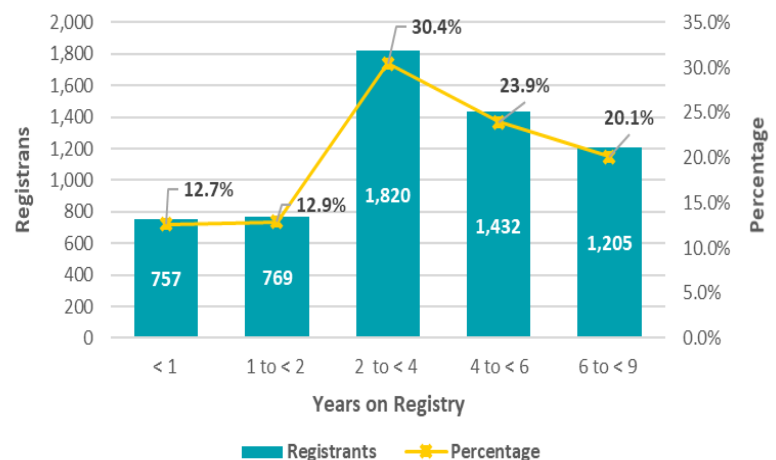
\*Other includes jurisdictions with small cell sizes and those that are identified as out-of-state.

Montgomery County had the largest percentage of registrants (24.1%), followed by Prince George's County (15.3%).

The length of time current registrants have spent on the registry as of June 30, 2021, was determined by subtracting their registration date from June 30, 2021.

The average number of years an individual has been on the registry as of June 30, 2021 is 3.7.

Approximately 30% have been on the registry between 2 and less than 4 years, and 20% have been on between 6 and less than 9 years. *Of note, this is not time spent on the registry until one is invited to apply for an open waiver slot.*



## Autism Waiver Registrants Enrolled in a 1915(c) Waiver and/or Community First Choice (CFC), FY 2021\*

Number of registrants in CFC in FY 2021: 73

Seventy-three registrants received CFC services.

Fifty-nine registrants were enrolled in a 1915(c) waiver.

Waiver	# of Registrants
Autism	**
Community Pathways	15
Community Supports	**
Family Supports	26
Medical Day Care	**
Model Waiver	**
<b>Total**</b>	<b>59</b>

\*Individuals may be enrolled in CFC and a waiver at the same time.

\*\*Cell values of 10 or less have been suppressed.